



Clear the Way for More Consistent Mesquite Control

Sendero[®]

HERBICIDE




Range & Pasture[™]

Visit us at
rangeandpasture.com

You Can Manage Mesquite.

Mesquite is a major brush problem on Texas, Oklahoma and New Mexico rangeland. That's because it's well-suited to hot, dry climates, with a deep taproot, which draws water during lengthy droughts that wipe out more desirable plants. As a result, getting rid of mesquite can consume a lot of time and money. Hand sprays and mechanical methods are highly labor intensive. Many herbicides affect only top growth, promoting even thicker regrowth from the basal bud zone. Mechanical methods often damage grass cover and can cause lasting damage to the native plant community.

For consistent control of mesquite down to the roots, without harming native grasses, the standard is Sendero[®] herbicide.



Treatment of top growth without rootkill leads to thick, multiple-stem growth from buds on the underground crown.

When Not to Treat.

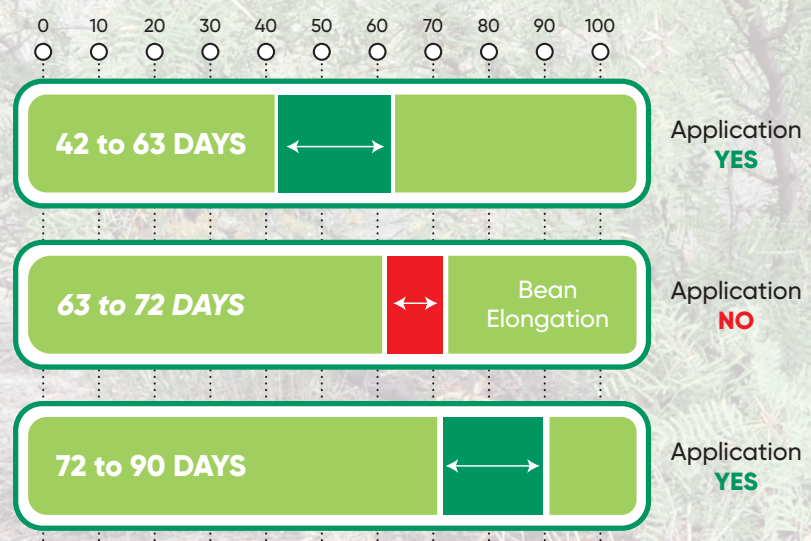
Bud Break

Avoid the Bean Elongation Period.

The flow of carbohydrates that nourish the growing mesquite plant follows a set pattern and schedule. Because herbicides move in the same direction as carbohydrates—and maximum rootkill results when herbicides reach the root and basal bud zone—you can exploit this pattern for maximum distribution of herbicide. There are two time periods when herbicides are most effective on mesquite.

These are 42 to 63 days and 72 to 90 days after bud break. On the days in between— 63 to 72 days after bud break, during bean elongation—carbohydrates will not be translocated to the roots. Therefore, do not spray during the period of bean elongation. Sendero® herbicide should be applied before beans are evident or after they are fully elongated.

Days After Bud Break for Application of Sendero® Herbicide



Inadequate Soil Moisture and Humidity.

Soil moisture should be sufficient for good growth. Even though mesquite has a deep taproot that helps it survive long periods of dry weather, treatments of Sendero® herbicide should be delayed if plants are showing drought stress by yellowing or dropping of leaves.

Avoid spraying after a heavy rainfall (half an inch or more) that lowers soil temperature and causes the trees to initiate new pea green leaf growth as this would prevent movement of the herbicide to the roots.

As a general rule, Sendero should not be applied when relative humidity is low (generally less than 20 percent, depending on air temperature).

DO NOT APPLY

- During severe drought stress
- After rain has initiated new leaf growth
- When humidity is low



The Standard in Mesquite Control.

Years of research show that Sendero® herbicide provides more than 10 percent improved control than a mixture of Remedy® Ultra and Reclaim® herbicides,¹ which had been the industry standard in mesquite control for 25 years.

Plus, it's the most consistent chemical control of mesquite ever.

Sendero® performs differently than other herbicides.

Sendero translocates to the roots and underground bud zone more quickly and completely than other products. You'll notice it doesn't burn foliage as fast. Plus, Sendero causes no long-term forb shock from applications beyond the first year. Yet it provides residual activity to control later-emerging broadleaf weed species, including invasive thistles, broomweed, croton and bitter sneezeweed, within the application season.

Improve Wildlife Habitat.

While Sendero is extremely effective in controlling mesquite, it also causes little to no injury on desirable trees and shrubs that are important to wildlife species and provide valuable shade for livestock. Species such as liveoak, post oak, willows, bumelia, elbowbush, persimmon, coyotillo, buttonbush, elm and others remain in the pasture after spraying Sendero and provide important wildlife habitat for deer, quail, turkey and other species for food, cover and nesting.





When to Treat.

Typically, the success of mesquite control has ranged widely due to herbicide efficacy and plant and environmental variables. Use of Sendero® herbicide helps provide more consistent control. So does attention to the following variables.

When to Treat : Healthy, Dark Green, Undamaged Foliage.

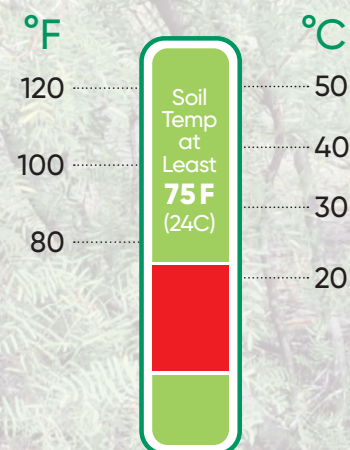
Whether in an aerial or individual plant application, Sendero enters the plant through its foliage. At application, leaves should be in good condition and a healthy dark green, rather than the light pea green of succulent new growth.

Damaged leaves prevent maximum intake of the herbicide. Avoid spraying if more than 25 percent of the foliage has been damaged by insects, hail, disease or rodents. If leaf damage is significant, delay treatment until the plants have healthy, mature regrowth.

Avoid Spraying if More Than 25% of the Foliage Has Been Damaged.

When to Treat : Warm Soil.

To control mesquite with Sendero, or any herbicide, soil temperature should be at least 75 F (24 C) at 12 inches below the surface. Remember that heavily textured, shaded, low-lying (bottomland) or very damp soils take longer to warm enough for optimum treatment effectiveness.



Leaflets that are intact, fully elongated and in good condition are able to absorb the maximum amount of herbicide.



A treatment of Sendero® herbicide is most effective on plants with healthy, dark green foliage. At this stage, the carbohydrates, along with the herbicide, flow from the leaf toward the root system.



Treatment of light green, succulent terminal growth will result in stem tip kill, shown here. Herbicide stayed in the top of the plant because carbohydrates flow toward the leaves during periods of new growth.



You'd like your land to be a legacy for generations. But not generations of mesquite.

Clear the way to more grazing land for livestock, more habitat for wildlife and a lasting legacy for future generations on the land. Sendero® herbicide is the path to long-term range management and the standard in mesquite control™.

Benefits of Removing Mesquite with Sendero® Herbicide.

- Greater Access for Cattle to Grazing Land
- Improved Wildlife Habitat
- Improved Rangeland Health
- Increased Groundwater Recharge Following Rainfall Events
- Reduced Sediment Loading in Runoff
- Greater Access for Ranchers to Manage Cattle and Wildlife

The Range & Pasture Specialists.




Sendero is offered by Corteva Agriscience™, the leader in range and pasture solutions. With its decades of experience with mesquite, Corteva Agriscience has the expertise and technical background to help you succeed.



Sendero[®]

HERBICIDE



-  Follow us on Facebook@CortevaPastures
-  Follow us on Twitter@CortevaPastures
-  Follow us on Instagram@CortevaPastures

Visit us at rangeandpasture.com

[™] Trademarks of Corteva Agriscience and its affiliated companies.
Sendero and Reclaim are not registered for sale or use in all states. Contact your state pesticide regulatory agency to determine if a product is for sale or use in your state. State restrictions on the sale and use of Remedy Ultra apply. Consult the label before purchase or use for full details.
Always read and follow label directions. © 2020 Corteva CR01 890 021 (09/20) 010-58747



This product is covered by U.S. Patent No. 10,412,964 and other pending U.S. patent applications, international patents, and pending international patent applications.